



Welcome to Slidev








Presentation slides for developers

Press Space for next page →



What is Slidev?

Slidev is a slides maker and presenter designed for developers, consist of the following features

-  **Text-based** - focus on the content with Markdown, and then style them later
-  **Themable** - theme can be shared and used with npm packages
-  **Developer Friendly** - code highlighting, live coding with autocompletion
-  **Interactive** - embedding Vue components to enhance your expressions
-  **Recording** - built-in recording and camera view
-  **Portable** - export into PDF, PNGs, or even a hostable SPA
-  **Hackable** - anything possible on a webpage

Read more about [Why Slidev?](#)

Navigation

Hover on the bottom-left corner to see the navigation's controls panel, [learn more](#)

Keyboard Shortcuts

right / space

next animation or slide

left / shift space

previous animation or slide

up

previous slide

down

next slide



Code

Use code snippets and get the highlighting directly!^[1]

```
interface User {  
  id: number  
  firstName: string  
  lastName: string  
  role: string  
}  
  
function updateUser(id: number, update: User) {  
  const user = getUser(id)  
  const newUser = { ...user, ...update }  
  saveUser(id, newUser)  
}
```

1. [Learn More](#)



Components

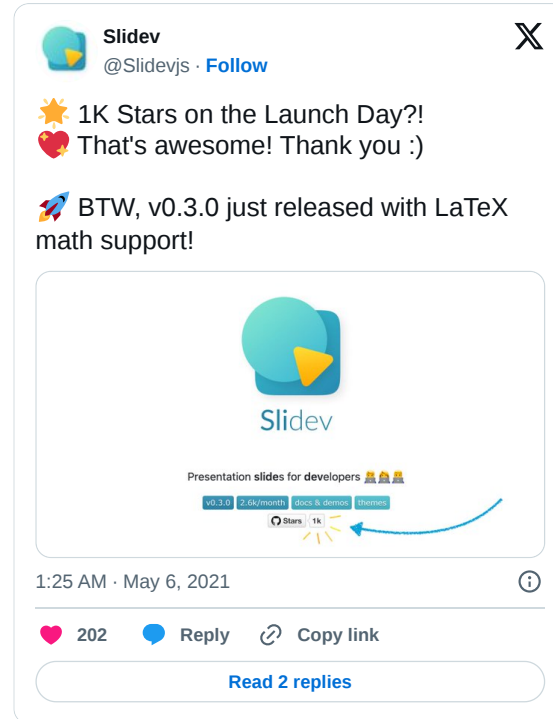
You can use Vue components directly inside your slides.

We have provided a few built-in components like `<Tweet/>` and `<Youtube/>` that you can use directly. And adding your custom components is also super easy.

```
<Counter :count="10" />
```

Check out the [guides](#) for more.

```
<Tweet id="1390115482657726468" />
```



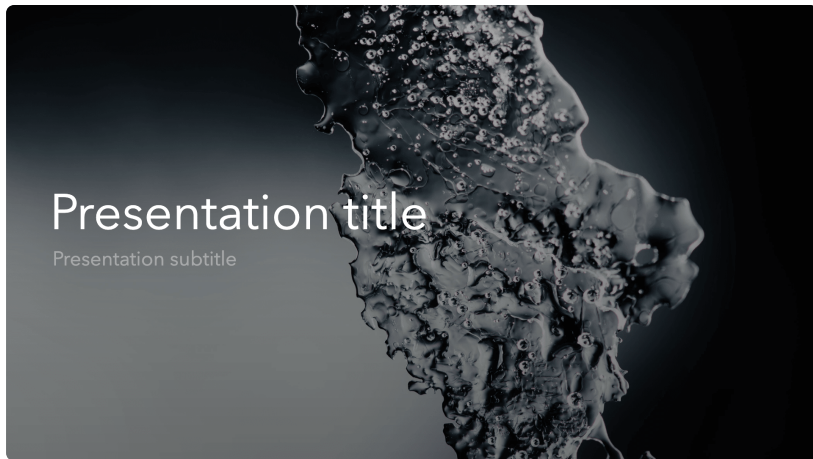
The screenshot shows a tweet from the user Slidev (@Slidevjs). The tweet text reads: "1K Stars on the Launch Day?! That's awesome! Thank you :)" followed by "BTW, v0.3.0 just released with LaTeX math support!". Below the text is a video player showing the Slidev logo and a presentation slide titled "Presentation slides for developers" with statistics: "v0.3.0", "2.6k/month", "docs & demos", "1k stars", and "1k users". The tweet is dated 1:25 AM · May 6, 2021 and has 202 likes, a reply, and a copy link button. A "Read 2 replies" button is also visible at the bottom.

Themes

Slidev comes with powerful theming support. Themes can provide styles, layouts, components, or even configurations for tools. Switching between themes by just **one edit** in your frontmatter:

```
---  
theme: default  
---
```

```
---  
theme: seriph  
---
```



Read more about [How to use a theme](#) and check out the [Awesome Themes Gallery](#).

Animations

Animations are powered by [@vueuse/motion](https://github.com/vueuse/motion).

```
<div  
  v-motion  
  :initial="{ x: -80 }"  
  :enter="{ x: 0 }">  
  Slidev  
</div>
```



LaTeX

LaTeX is supported out-of-box powered by [KaTeX](#).

Inline $\sqrt{3x - 1} + (1 + x)^2$

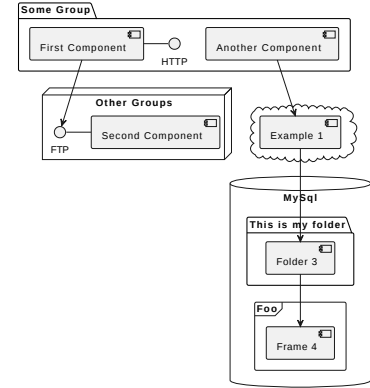
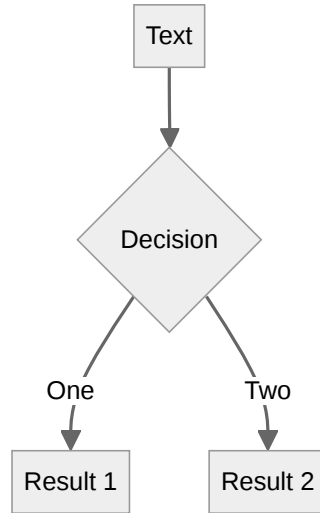
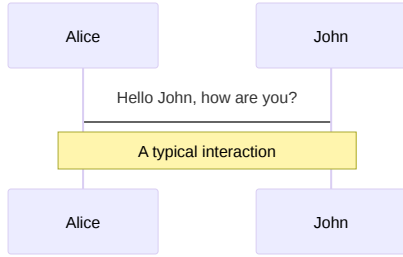
Block

$$\begin{aligned} \nabla \times \vec{\mathbf{B}} - \frac{1}{c} \frac{\partial \vec{\mathbf{E}}}{\partial t} &= \frac{4\pi}{c} \vec{\mathbf{j}} \nabla \cdot \vec{\mathbf{E}} = 4\pi\rho \\ \nabla \times \vec{\mathbf{E}} + \frac{1}{c} \frac{\partial \vec{\mathbf{B}}}{\partial t} &= \vec{\mathbf{0}} \\ \nabla \cdot \vec{\mathbf{B}} &= 0 \end{aligned}$$

[Learn more](#)

Diagrams

You can create diagrams / graphs from textual descriptions, directly in your Markdown.



[Learn More](#)

Learn More

[Documentations](#) · [GitHub](#) · [Showcases](#)